




**E&E EVENT 2022**

**EURASPHALT & EUROBITUME**



**14 & 15 NOVEMBER 2022**

**VIENNA**



**EVALUATION FORM RESULTS**  
**AFTER THE EVENT**



# EVALUATION FORM FOR ON SITE PARTICIPANTS

## 1. How would you rate the overall programme content?

☐ Very high quality
 ☐ High quality
 ☐ Average quality
 ☐ Adequate quality
 ☐ Inadequate quality

## 2. Please rate your satisfaction with each programme session?

	Excellent	Good	Average	Poor	Very poor
Session ONE: Working effectively with sustainability					
Session TWO: Future mobility and key changes to manage					
Session THREE: 'Call for Action' from Future Leaders					
Session FOUR: Health & Safety					
Session FIVE: Asphalt 4.0 and Digitalisation					
Session SIX: 'Let's use communication to promote our industry'					

## 3. Please rate your overall satisfaction with the format of the Event & Exhibition

(Overall duration of Event, Structure and timings of sessions, networking opportunities . . .)

☐ Extremely Satisfied
 ☐ Very Satisfied
 ☐ Moderately Satisfied
 ☐ Slightly Satisfied
 ☐ Not at All Satisfied

## 4. Please rate your satisfaction with the location and venue

☐ Extremely Satisfied
 ☐ Very Satisfied
 ☐ Moderately Satisfied
 ☐ Slightly Satisfied
 ☐ Not at All Satisfied

## 5. Please rate your experience of the networking evening with dinner

☐ Extremely Satisfied
 ☐ Very Satisfied
 ☐ Moderately Satisfied
 ☐ Slightly Satisfied
 ☐ Not at All Satisfied

## 6. What was your overall experience as a participant from key parts of the event?

	Excellent	Good	Average	Poor	Very poor
Pre-event Information & registration					
On site name badge facility					
On site signing & organisation					
Event website					
Social media activity					
Interactive tool (gCon)					
Effectiveness of Moderator					
Input from Experts					
Exhibition areas					
Company sponsored presentations					
Accessibility by Train/Air/Car					





## 7. Overall did the Event meet your expectations?

☐ YES ☐ MOSTLY ☐ PARTLY ☐ NO

If no we'd like to know why?

## 8. Help us to improve next E&E Event and share your comments with us

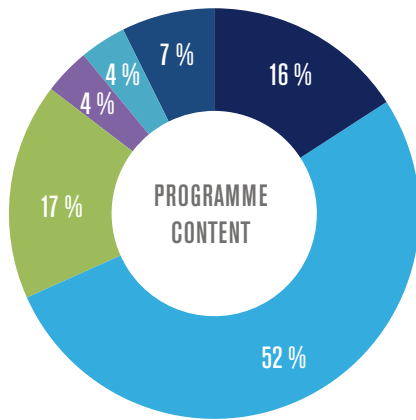
THANK YOU FOR YOUR PARTICIPATION AT THE E&E EVENT 2022!





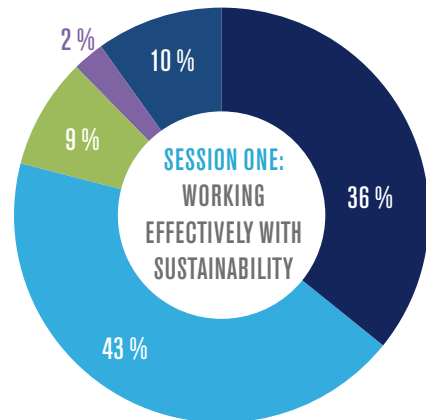
### How would you rate the overall programme content?

- 1 - Very high quality (15,85 %)    4 - Adequate quality (3,66 %)
- 2 - High quality (52,44 %)    5 - Inadequate quality (3,66 %)
- 3 - Average quality (17,07 %)    6 - No answer (7,32 %)



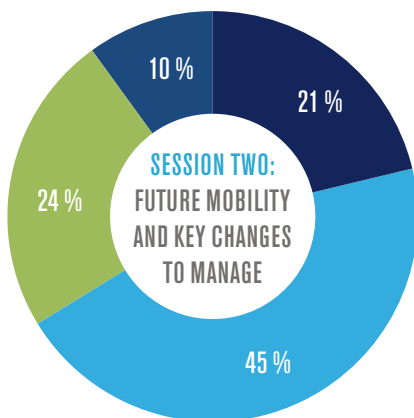
### Please rate your satisfaction with this programme session

- 1 - Excellent (35,80 %)    4 - Poor (2,47 %)
- 2 - Good (43,21 %)    5 - Very poor (0,00 %)
- 3 - Average (8,64 %)    6 - No answer (9,88 %)



### Please rate your satisfaction with this programme session

- 1 - Excellent (21,25 %)    4 - Poor (0,00 %)
- 2 - Good (45,00 %)    5 - Very poor (0,00 %)
- 3 - Average (23,75 %)    6 - No answer (10,00 %)



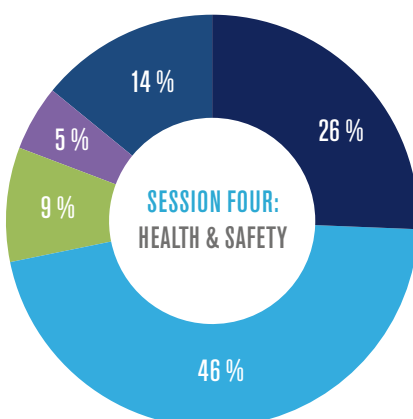
### Please rate your satisfaction with this programme session

- 1 - Excellent (17,95 %)    4 - Poor (8,97 %)
- 2 - Good (37,18 %)    5 - Very poor (0,00 %)
- 3 - Average (26,92 %)    6 - No answer (8,97 %)



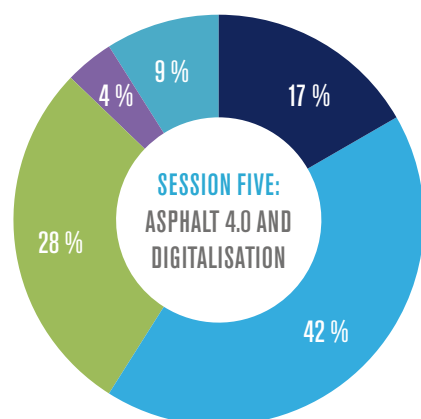
### Please rate your satisfaction with this programme session

- 1 - Excellent (25,64 %)    4 - Poor (5,13 %)
- 2 - Good (46,15 %)    5 - Very poor (0,00 %)
- 3 - Average (8,97 %)    6 - No answer (14,10 %)



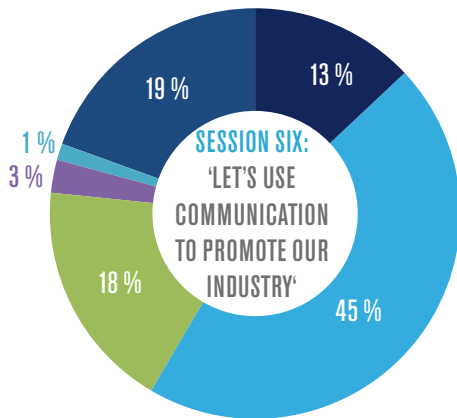
### Please rate your satisfaction with this programme session

- 1 - Excellent (16,67 %)    4 - Poor (3,85 %)
- 2 - Good (42,31 %)    5 - Very poor (0,00 %)
- 3 - Average (28,21 %)    6 - No answer (8,97 %)



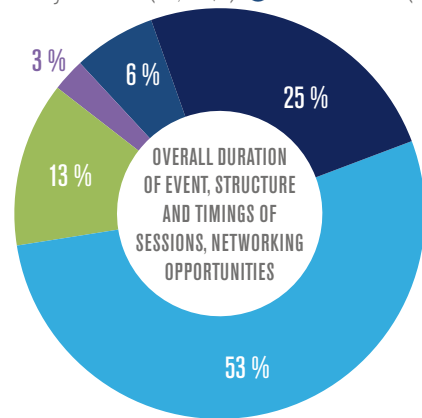
## Please rate your satisfaction with this programme session

- 1 - Excellent (12,99 %)      4 - Poor (2,60 %)
- 2 - Good (45,45 %)      5 - Very poor (1,30 %)
- 3 - Average (18,18 %)      6 - No answer (19,48 %)



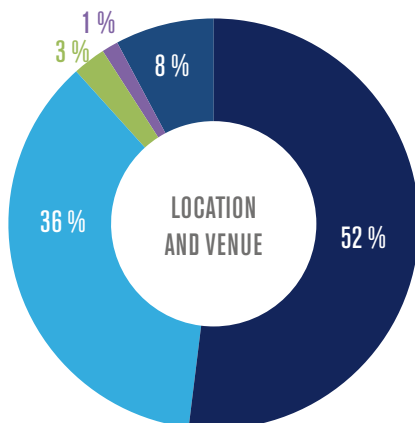
## Please rate your overall satisfaction with the format of the Event &amp; Exhibition

- 1 - Extremely Satisfied (24,68 %)      4 - Slightly Satisfied (2,60 %)
- 2 - Very Satisfied (53,25 %)      5 - Not at All Satisfied (0,00 %)
- 3 - Moderately Satisfied (12,99 %)      6 - No answer (6,49 %)



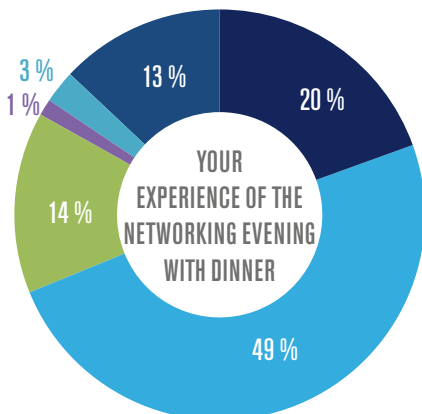
## Please rate your satisfaction with the location and venue

- 1 - Extremely Satisfied (51,95 %)      4 - Slightly Satisfied (1,30 %)
- 2 - Very Satisfied (36,36 %)      5 - Not at All Satisfied (0,00 %)
- 3 - Moderately Satisfied (2,60 %)      6 - No answer (7,79 %)



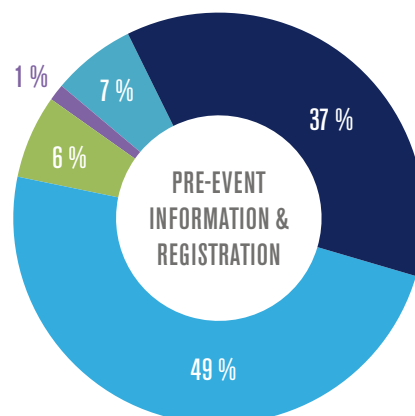
## Please rate your experience of the networking evening with dinner

- 1 - Extremely Satisfied (19,48 %)      4 - Slightly Satisfied (1,30 %)
- 2 - Very Satisfied (49,35 %)      5 - Not at All Satisfied (2,60 %)
- 3 - Moderately Satisfied (14,29 %)      6 - No answer (12,99 %)



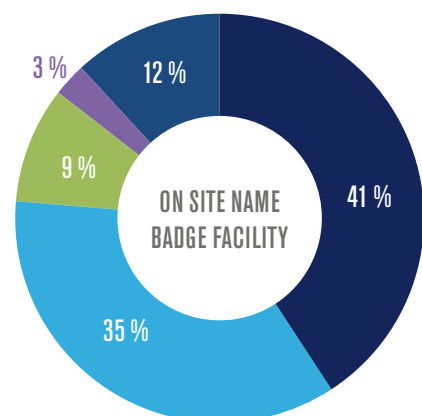
## What was your overall experience as a participant from key parts of the event?

- 1 - Excellent (36,84 %)      4 - Poor (1,32 %)
- 2 - Good (48,68 %)      5 - Very poor (0,00 %)
- 3 - Average (6,58 %)      6 - No answer (6,58 %)



## What was your overall experience as a participant from key parts of the event?

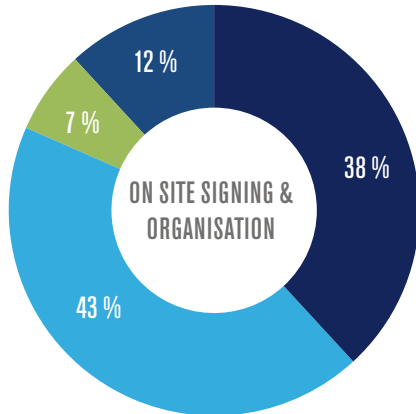
- 1 - Excellent (40,79 %)      4 - Poor (2,63 %)
- 2 - Good (35,53 %)      5 - Very poor (0,00 %)
- 3 - Average (9,21 %)      6 - No answer (11,84 %)





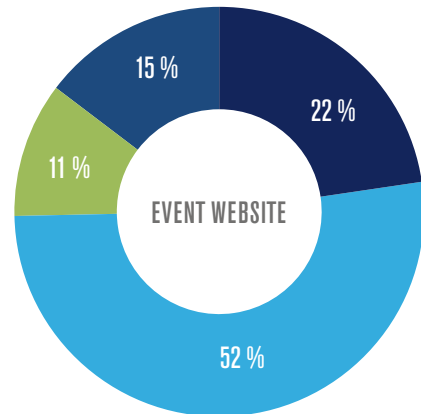
### What was your overall experience as a participant from key parts of the event?

- 1 - Excellent (38,16 %)      4 - Poor (0,00 %)
- 2 - Good (43,42 %)      5 - Very poor (0,00 %)
- 3 - Average (6,58 %)      6 - No answer (11,84 %)



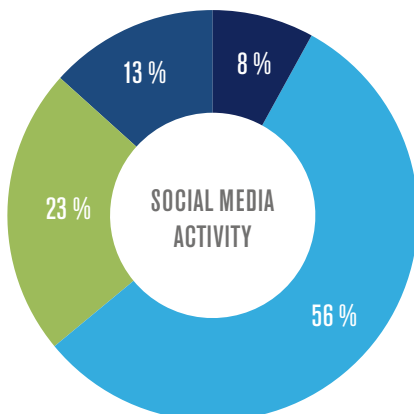
### What was your overall experience as a participant from key parts of the event?

- 1 - Excellent (22,67 %)      4 - Poor (0,00 %)
- 2 - Good (52,00 %)      5 - Very poor (0,00 %)
- 3 - Average (10,67 %)      6 - No answer (14,67 %)



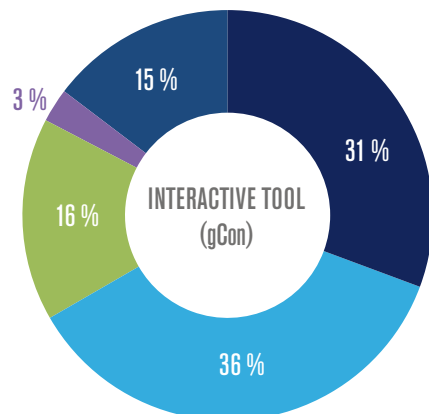
### What was your overall experience as a participant from key parts of the event?

- 1 - Excellent (8,00 %)      4 - Poor (0,00 %)
- 2 - Good (56,00 %)      5 - Very poor (0,00 %)
- 3 - Average (22,67 %)      6 - No answer (13,33 %)



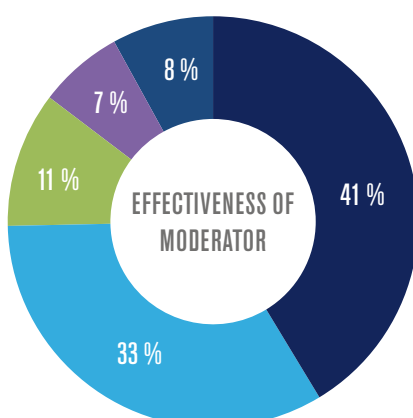
### What was your overall experience as a participant from key parts of the event?

- 1 - Excellent (30,67 %)      4 - Poor (2,67 %)
- 2 - Good (36,00 %)      5 - Very poor (0,00 %)
- 3 - Average (16,00 %)      6 - No answer (14,67 %)



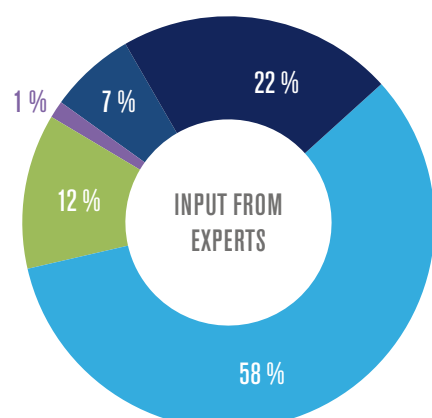
### What was your overall experience as a participant from key parts of the event?

- 1 - Excellent (41,33 %)      4 - Poor (6,67 %)
- 2 - Good (33,33 %)      5 - Very poor (0,00 %)
- 3 - Average (10,67 %)      6 - No answer (8,00 %)



### What was your overall experience as a participant from key parts of the event?

- 1 - Excellent (21,62 %)      4 - Poor (1,35 %)
- 2 - Good (58,11 %)      5 - Very poor (0,00 %)
- 3 - Average (12,16 %)      6 - No answer (6,76 %)

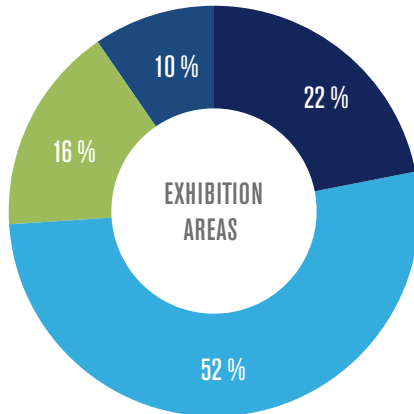






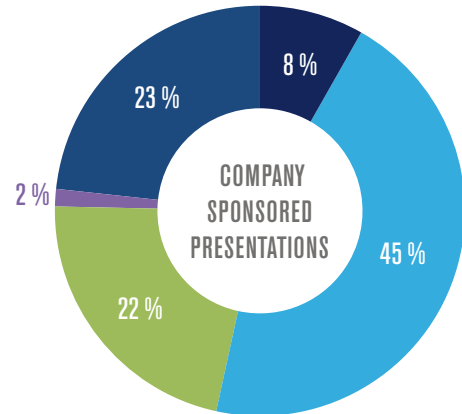
### What was your overall experience as a participant from key parts of the event?

- 1 - Excellent (21,92 %)      4 - Poor (0,00 %)
- 2 - Good (52,05 %)      5 - Very poor (0,00 %)
- 3 - Average (16,44 %)      6 - No answer (9,59 %)



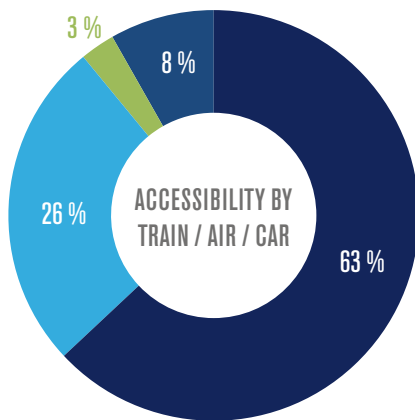
### What was your overall experience as a participant from key parts of the event?

- 1 - Excellent (8,22 %)      4 - Poor (1,37 %)
- 2 - Good (45,21 %)      5 - Very poor (0,00 %)
- 3 - Average (21,92 %)      6 - No answer (23,29 %)



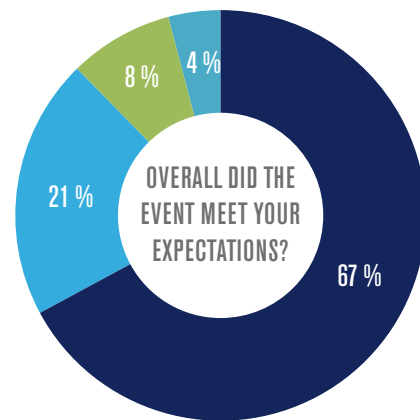
### What was your overall experience as a participant from key parts of the event?

- 1 - Excellent (63,01 %)      4 - Poor (0,00 %)
- 2 - Good (26,03 %)      5 - Very poor (0,00 %)
- 3 - Average (2,74 %)      6 - No answer (8,22 %)



### Overall did the Event meet your expectations?

- 1 - YES (67,12 %)      4 - NO (0,00 %)
- 2 - Mostly (20,55 %)      6 - No answer (4,11 %)
- 3 - Partly (8,22 %)





## Help us to improve next E&E Event and share your comments with us

- A lot's of already known contents
- There is a little bit of room for improvement regarding the presentation readability. Test could have been conducted to ensure that all presentations could be read from the back of the event hall
- Speakers gender ratio could be improved
- A different seating arrangement. The evening dinner was poorly organised with not sufficient seating to have dinner. It was very noisy as well and one could not hear your neighbour talking
- Very well organised
- Networking opportunities should be well improved. The networking option via app didn't really work out
- Excellent guest speaker - cyclist - breaking records
- Have it in May/June 2026 in a sunny place
- Two main topics of interests missing: 1/ emulsion techniques (cold mixes in particular) as the best way towards decarbonation 2/ bio-materials in synergy with bitumen
- Good format, keep it to allow f2f interactions. This will develop relationships and partnerships to tackle problems and move the industry forward
- More new content in presentations
- No divided exhibition area
- No program at networking dinner
- App with possibility to scan the badge
- A little bit more about bitumen, not only construction or roads
- Cost for booth should include minimum one electric connection free of charge. 2nd - Textil ribbon was without safety closure (should be changed for the next conference)
- Exhibition in 2 Room with distance between was not so good
- More technical presentations.

